

Gastrointestinal infections are infections that affect the digestive system, primarily caused by various bacteria, viruses, and parasites. These infections can result in symptoms like diarrhoea, vomiting, abdominal pain, and fever. While many gastrointestinal infections are relatively mild and self-limiting, they can have significant consequences for human health, especially among vulnerable populations such as the very young, the elderly, and individuals with weakened immune systems.

From a public health perspective, gastrointestinal infections pose several challenges. They can easily spread from person to person through contaminated food, water, or contact with infected individuals, leading to outbreaks in communities or even across regions. These outbreaks can strain healthcare systems and result in economic losses due to illness-related absenteeism and medical expenses. Public health measures, such as hygiene education, food safety regulations, and outbreak monitoring, are crucial in preventing the transmission of gastrointestinal infections and safeguarding the health of populations.

Where incidence rates are quoted they are per 100,000 population with the population data taken from mid-year estimates published by the [Main statistics | Northern Ireland Statistics and Research Agency \(nisra.gov.uk\)](#)

Most Recent GI Reports

The NI Gastrointestinal Surveillance Report for 2023-24 can be found [here](#) – Coming Soon!

Previous GI reports

To see the previous NI Gastrointestinal Surveillance Reports

[N Ireland Gastrointestinal Surveillance Report 2018](#)

[N Ireland Gastrointestinal Surveillance Report 2017](#)

[N Ireland Gastrointestinal Surveillance Report 2016](#)

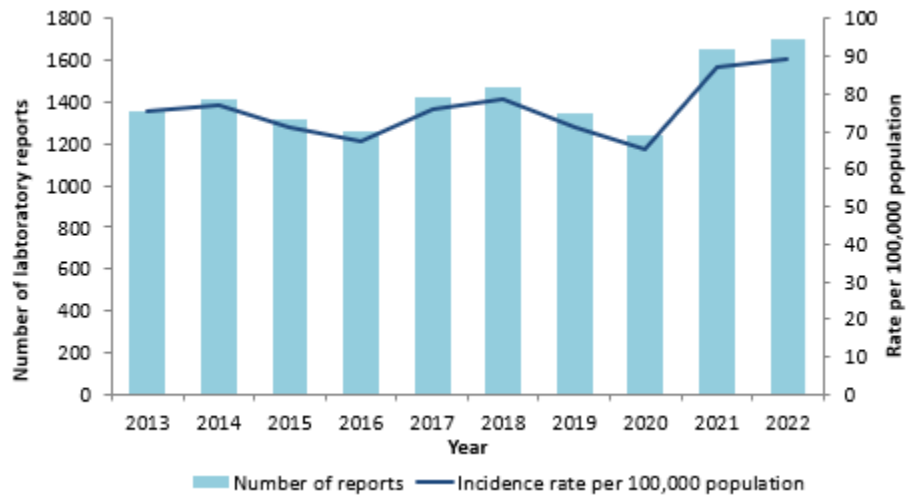
[N Ireland Gastrointestinal Surveillance Report 2015](#)

[N Ireland Gastrointestinal Surveillance Report 2014](#)

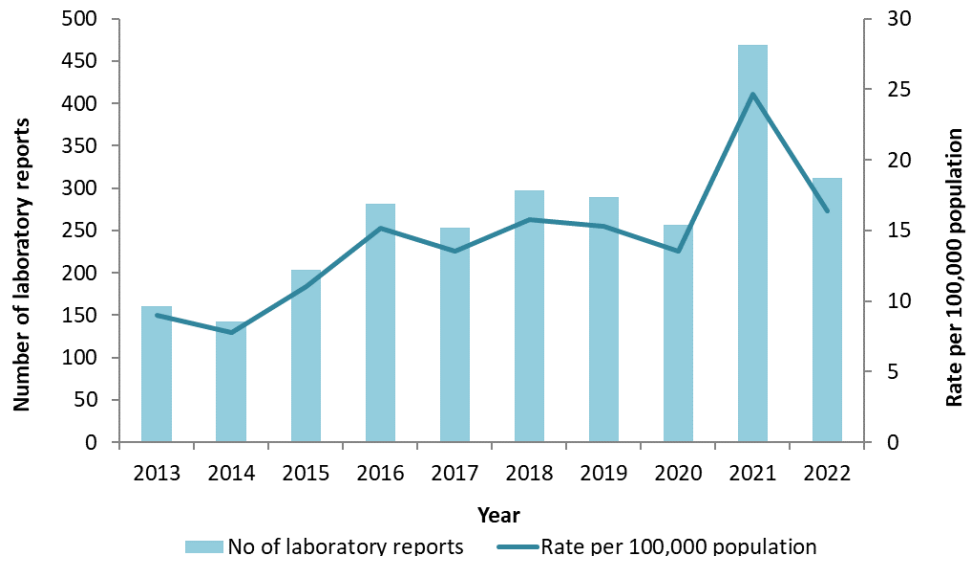
Trends in Gastrointestinal infection rates

Below, you will find a set of graphical representations illustrating gastrointestinal-associated infections, including the corresponding laboratory report figures and population-based rates spanning the years 2017 to 2022 in Northern Ireland.

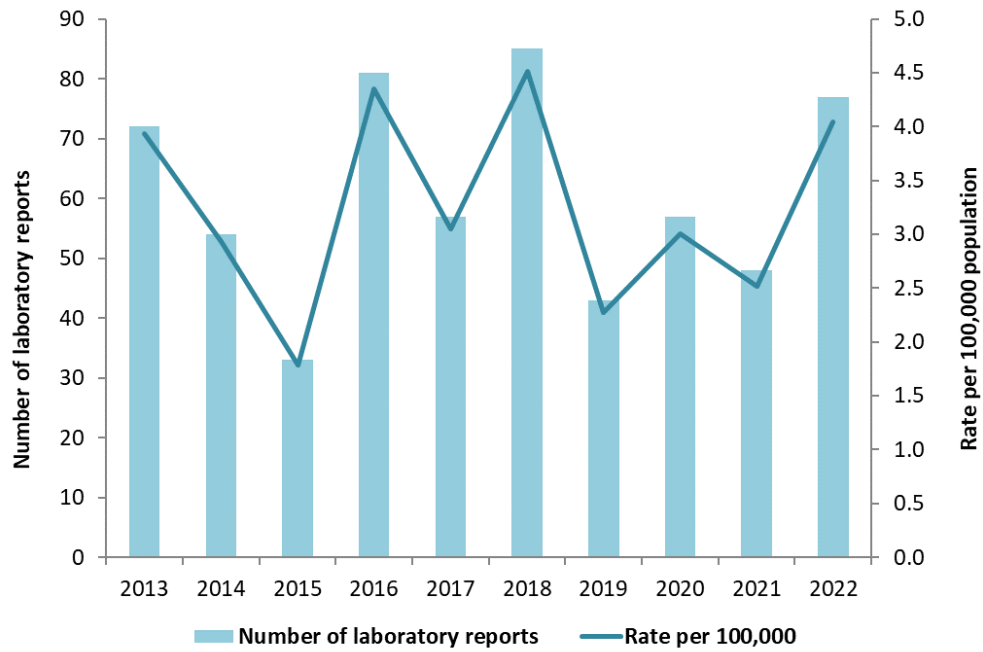
Laboratory reports and incidence rate of *Campylobacter*, 2013 – 2022.



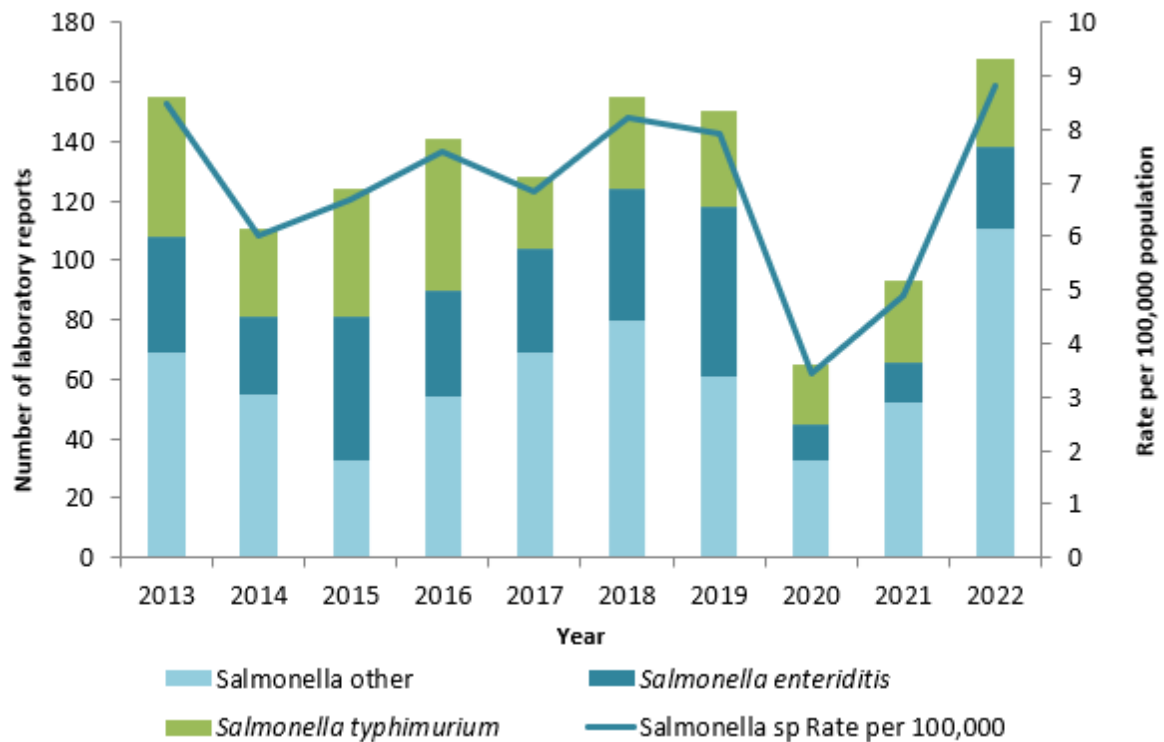
Laboratory reports of *Cryptosporidium*, 2013 - 2022



Laboratory reports of *E. coli* O157, 2013 - 2022



Laboratory Reports of *Salmonella*, 2013 - 2022



Number of laboratory reports of selected gastrointestinal infections 2013-2022.

Organism	2013	2014	2015	2016	2017	2018	2019	2020	2021	2022
Adenovirus (faecal)	102	125	115	104	85	115	86	21	24	142
<i>Campylobacter</i> sp.	1355	1414	1320	1258	1421	1475	1350	1237	1655	1698
<i>Clostridium perfringens</i>	24	23	34	24	25	20	20	25	23	31
<i>Cryptosporidium</i> sp.	161	143	204	282	253	297	290	257	469	312
<i>E coli</i> O157	72	54	33	81	57	85	43	57	48	77
<i>Giardia</i> sp.	47	48	93	120	163	151	160	129	143	172
<i>Listeria</i> sp.	2	4	6	4	1	3	5	7	8	6
Norovirus	386	272	335	618	299	250	335	51	120	305
Rotavirus	599	210	404	101	234	97	127	24	27	122
<i>Salmonella</i> sp*	155	111	124	141	128	155	153	66	94	171
<i>Shigella</i> sp**	4	21	31	21	24	21	31	7	7	30

[Print](#)